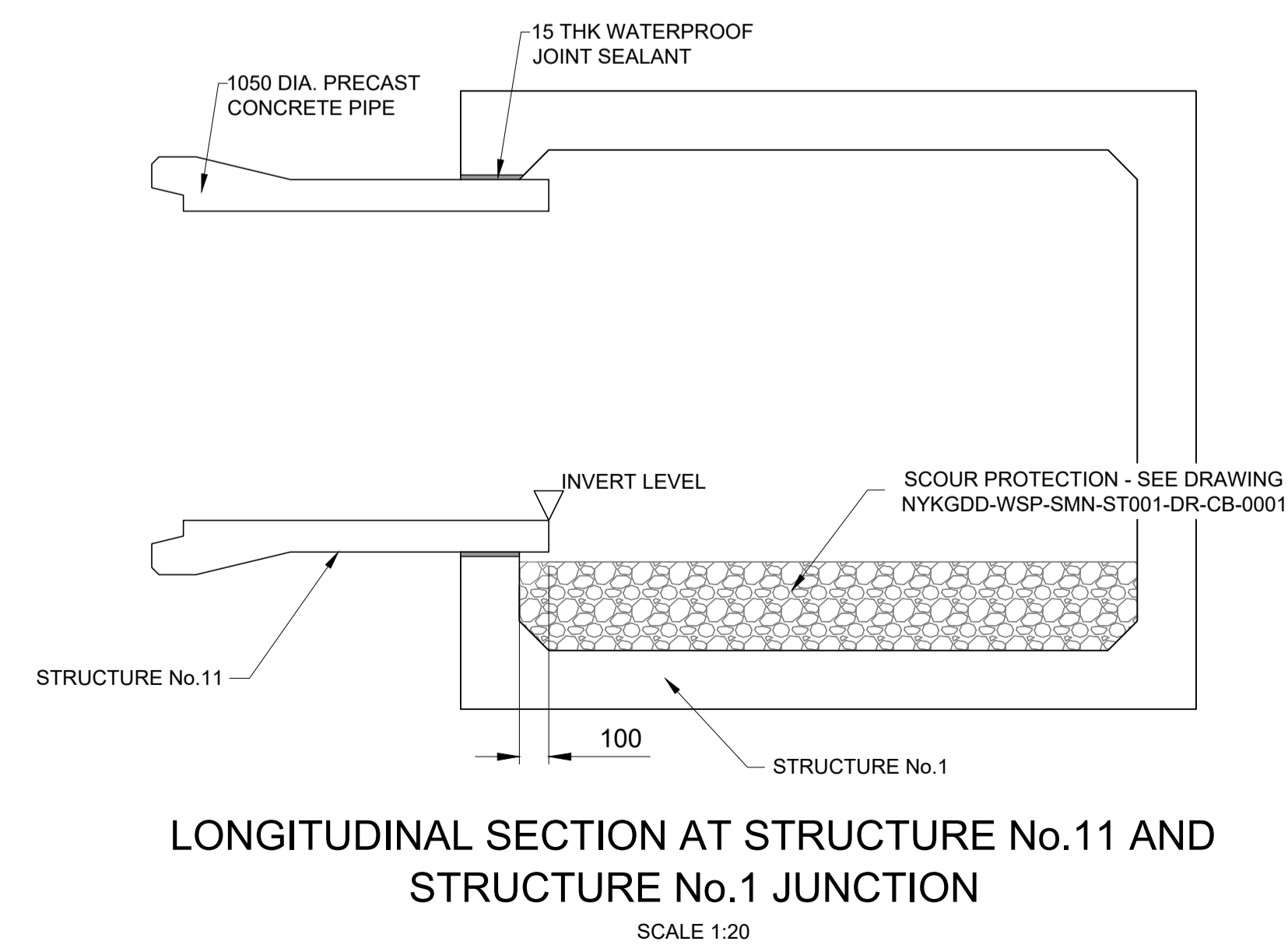
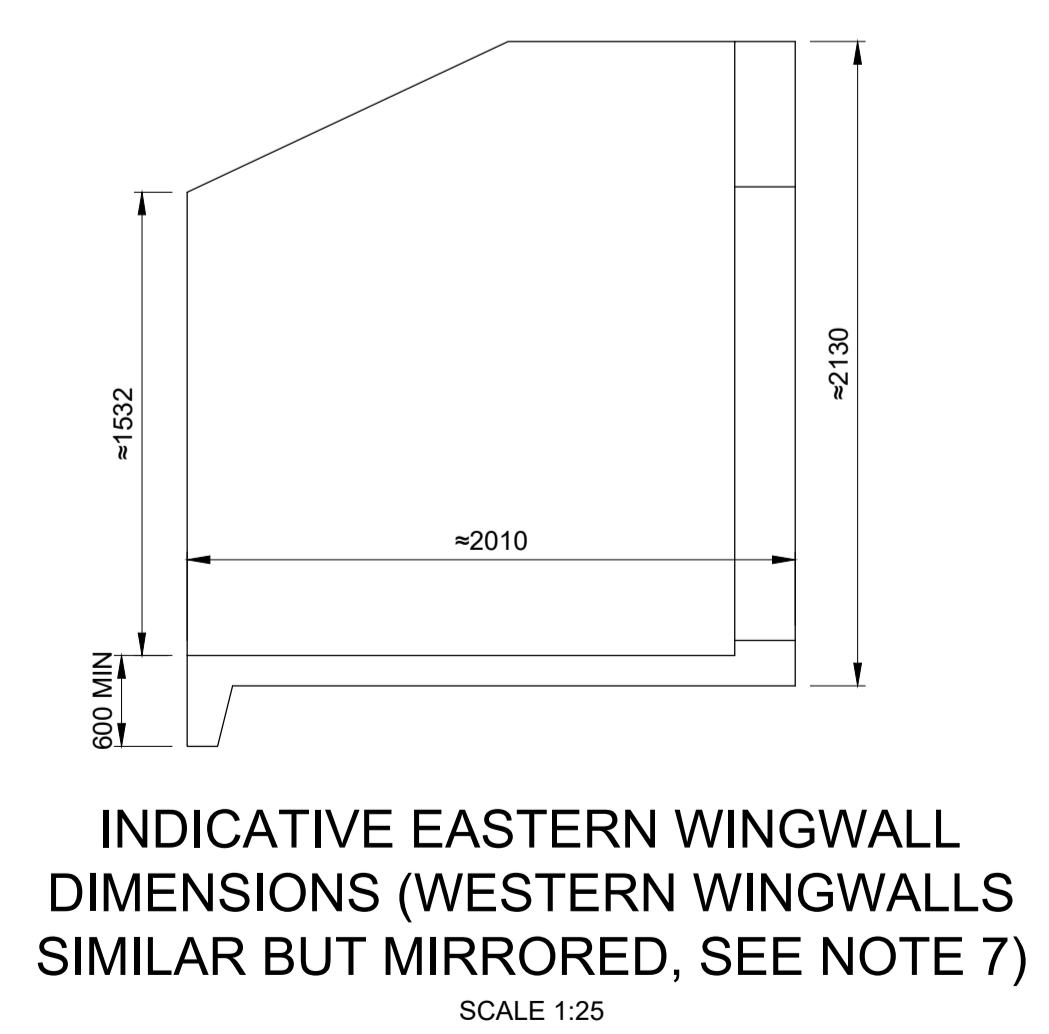
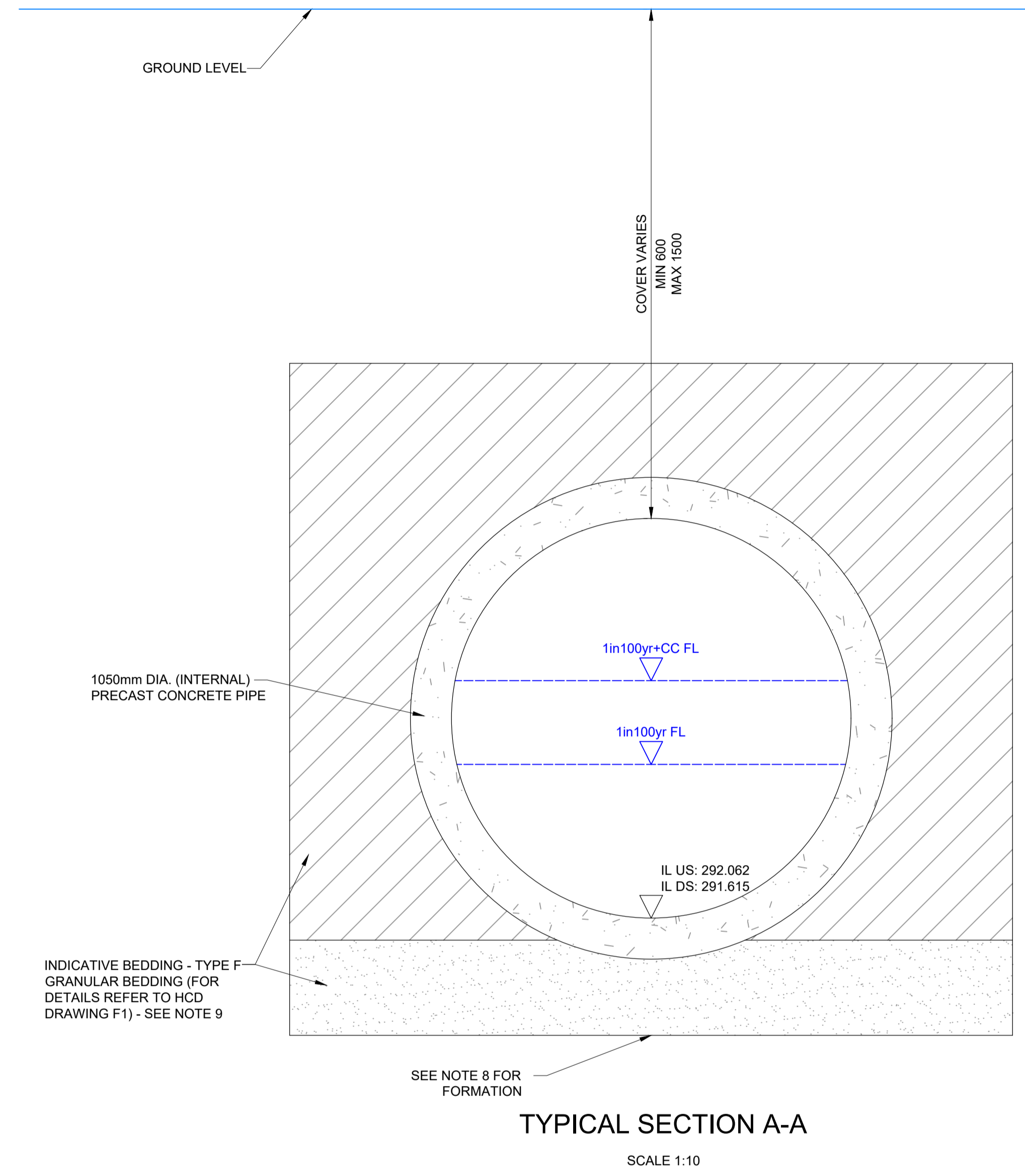
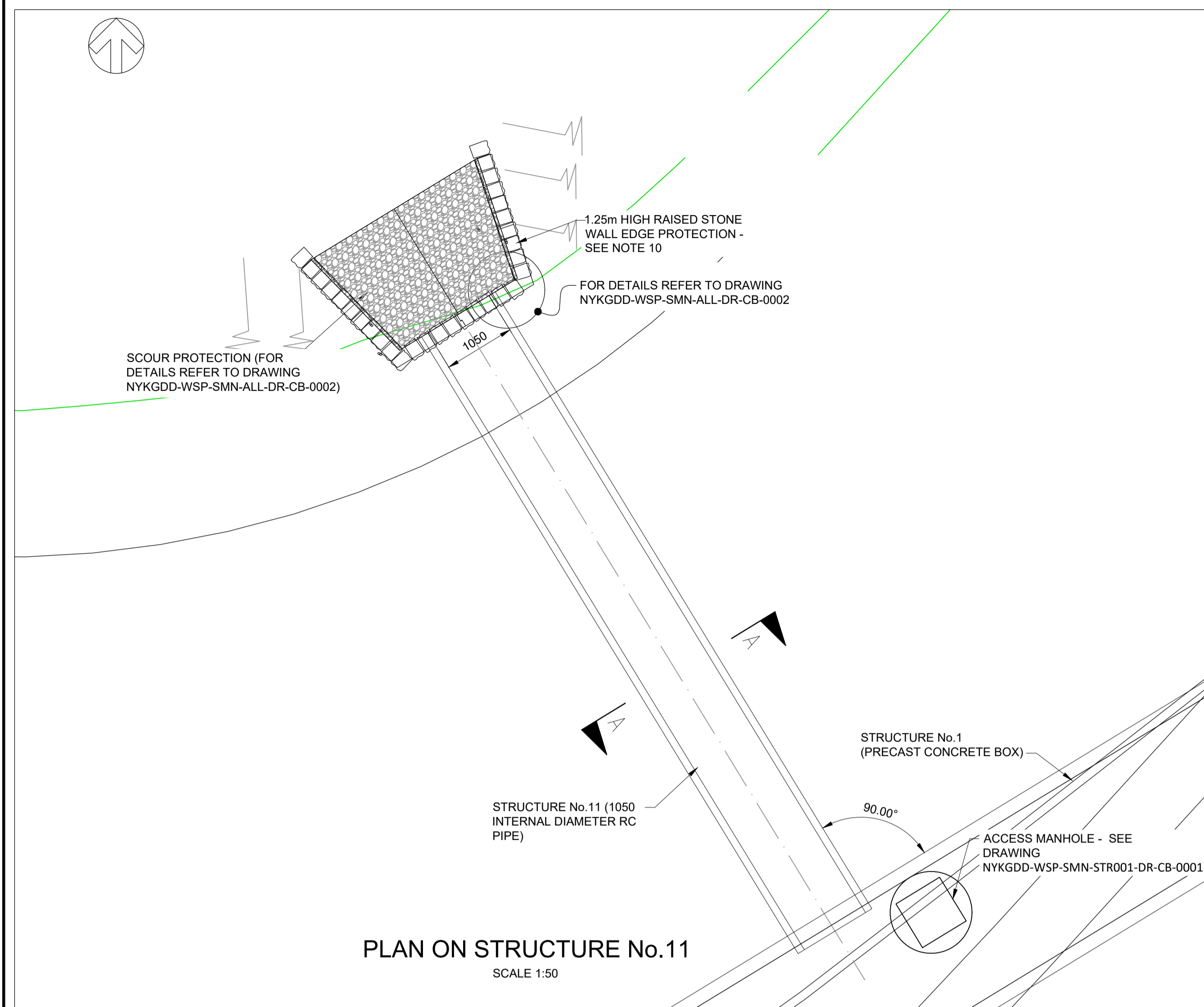


- NOTES**  
**GENERAL**
- ALL DIMENSIONS ARE IN MM UNLESS NOTED OTHERWISE.
  - ALL LEVELS ARE IN METRES AOD UNLESS NOTED OTHERWISE.
  - DO NOT SCALE FROM THIS DRAWING.
  - THE DRAWING TO BE READ IN CONJUNCTION WITH THE SPECIFICATION FOR HIGHWAY WORKS, CONTRACT-SPECIFIC APPENDICES, DRAWINGS NYKGDD-WSP-SMN-ALL-DR-CB-0001, AND NYKGDD-WSP-SMN-ALL-DR-CB-0002, AND THE DRAWINGS LISTED IN THE SCHEDULE ON DRAWING NYKGDD-WSP-SMN-STR011-DR-CB-0001.
  - THE CONTRACTOR SHALL MEASURE AND CONFIRM ALL DIMENSIONS/LEVELS THAT HAVE A DIRECT IMPACT ON THE WORKS PRIOR TO EXECUTION. IN CASE OF DOUBTS, OMISSIONS, OR ERRORS, THE CONTRACTOR NEEDS TO SEEK CLARIFICATION FROM THE NEC PROJECT MANAGER.
  - FOR THE AFFECTED AREAS PRIOR TO WORKS, THE CONTRACTOR SHALL OBTAIN UP-TO-DATE UTILITY PLANS AND CARRY OUT SURVEYS TO POSITIVELY IDENTIFY AND MARK-UP ANY UTILITY APPARATUS. REFER TO APPENDIX 1/16 FOR FURTHER INFORMATION.
- CONTRACTOR DESIGNED ELEMENTS**
- PRECAST ELEMENTS SHOWN ON THIS DRAWING ARE INDICATIVE. CULVERT WALL THICKNESS, HEADWALL DIMENSIONS, AND SPLAY ANGLES ARE TO BE DETERMINED BY THE CONTRACTOR FOR THEIR DESIGN.
- GEOTECHNICAL**
- FORMATION INSPECTIONS SHALL BE UNDERTAKEN BY THE EMPLOYER'S SITE REPRESENTATIVE WHO SHALL BE A SUITABLY QUALIFIED GEOTECHNICAL ENGINEER. THE STRUCTURE IS ASSUMED TO BE FOUND ON WEATHERED BEDROCK. ANY SOFT SPOTS SHALL BE EXCAVATED AND REPLACED IN ACCORDANCE WITH THE RELEVANT STANDARD EARTHWORKS DETAILS AND IN ACCORDANCE WITH THE SERIES 800 SPECIFICATION. THE NEC PROJECT MANAGER SHALL BE INFORMED IMMEDIATELY IF FORMATION MATERIAL DIFFERS FROM THAT ASSUMED WITHIN THE DESIGN.
- PIPE BEDDING AND SURROUND**
- THE CONTRACTOR SHALL DESIGN THE PIPE BEDDING IN ACCORDANCE WITH THE APPROVAL IN PRINCIPLE FOR THIS STRUCTURE. THE PIPE BEDDING CHOSEN SHOULD TAKE INTO ACCOUNT THE TRENCH WIDTH OF THE PIPE INSTALLATION (THE BEDDING SHOWN ON THIS DRAWING IS INDICATIVE).
- STONE FACING AND STONE WALLS**
- REFER TO DRAWING NYKGDD-WSP-SMN-ALL-DR-CB-0002 AND SPECIFICATION APP 24/1 FOR DETAILS.

DO NOT SCALE



**NOTE WINGWALL AND HEADWALL ARRANGEMENTS/DIMENSIONS TO BE AGREED WITH NEC PROJECT MANAGER PRIOR TO CONTRACTOR FINALISING DETAILED DESIGN.**

**ALL CONTRACTOR DESIGNED ELEMENTS TO BE DESIGNED IN ACCORDANCE WITH APPENDIX 1/10 FOLLOWING SPECIFIED TECHNICAL APPROVAL PROCESS.**

Rev.	Date	Description	By	Chk'd	App'd
CO1	20/07/2023	ISSUED FOR CONSTRUCTION	SH	DM	DM

**wsp**

Three White Rose Office Park, Millshaw Park Lane, Leeds, LS11 0DL, UK  
T+ 44 (0) 113 395 6200, F+ 44 (0) 113 395 6201  
wsp.com

**North Yorkshire County Council**

**Project Title** A59 KEX GILL DIVERSION

**Drawing Title** A59 KEXGILL CULVERT (ST011) GENERAL ARRANGEMENT SHEET 2 OF 2

Scale	Drawn	Checked	Approved	Authorised
AS SHOWN	LS	IM	HM	HM
Original Size	Date	Date	Date	Date
A1	05/05/20	05/05/20	05/05/20	05/05/20
Drawing Status	Suitability			
FOR CONSTRUCTION ISSUE	A1			
Drawing Number	Project	Originator	Volume	Project Ref. No.
NYKGDD	WSP	SMN		
Location	Type	Role	Number	Revision
ST011	DR	CB	0002	C01