

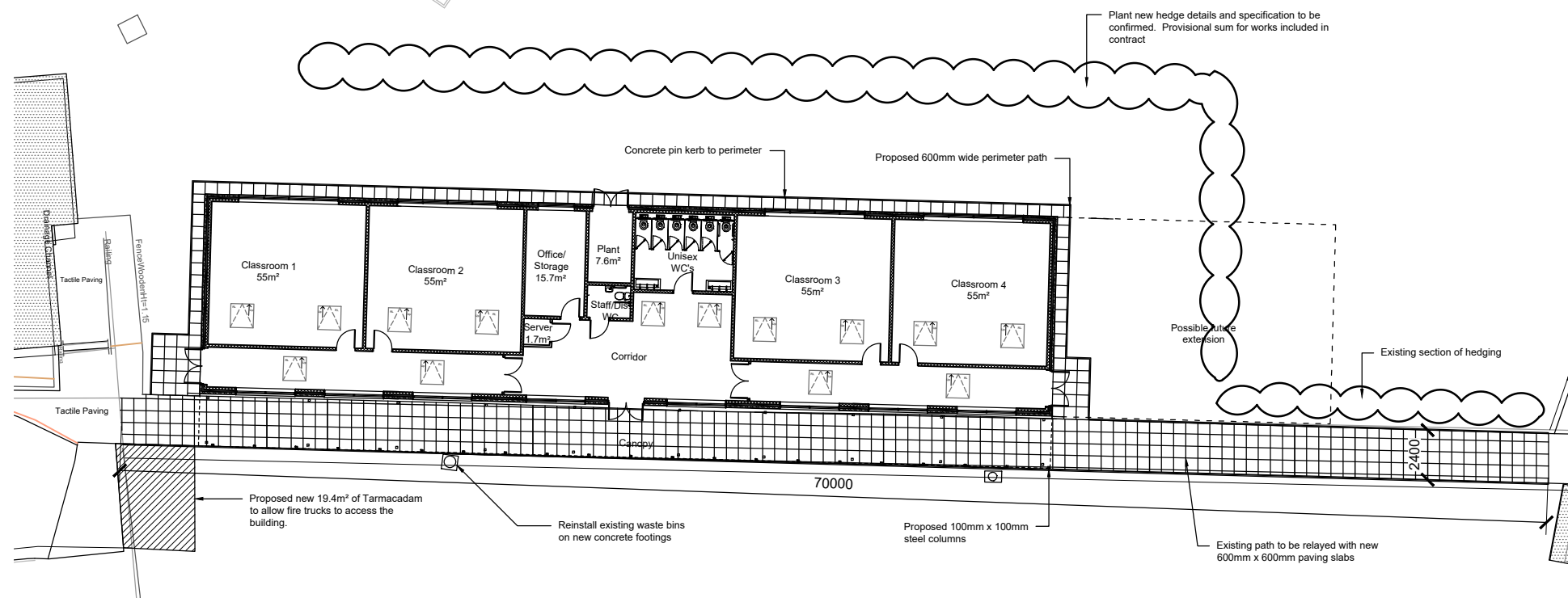
Notes

This Drawing is an instrument of service and shall remain the property of Align Property Partners Ltd copyright ©. It may not be reproduced or copied in any form. It shall not be used for the construction, enlargement or alteration of a building or area other than the said project without the authorisation of the issuing office. Contractors shall verify and be responsible for all dimensions and conditions and shall report any discrepancies to the issuing office before proceeding with any work. Drawings shall not be scaled.



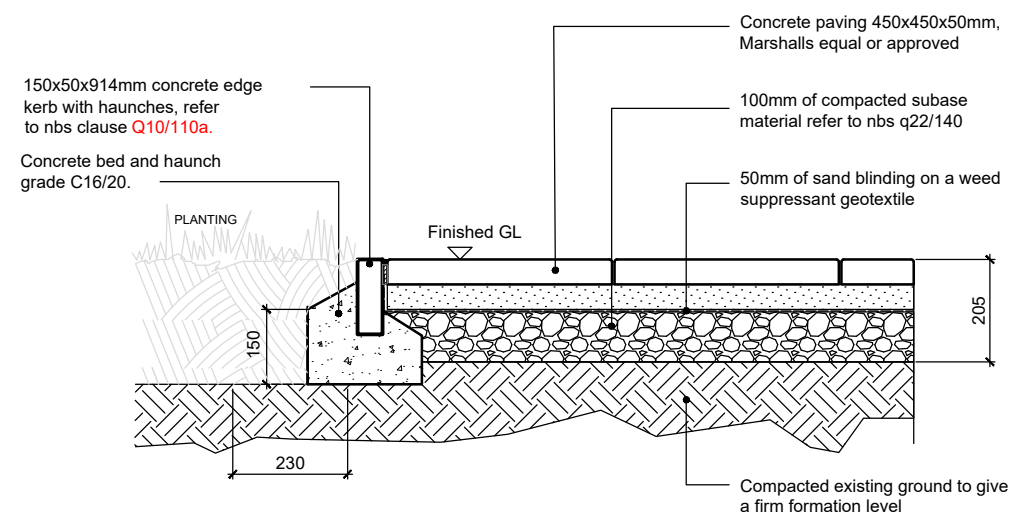
NOTE: For all falls and landscaping works refer to AWP external works drawings:

AWP-ZZ-XX-DR-C-0900
AWP-ZZ-XX-DR-C-1100
AWP-ZZ-XX-DR-C-1110



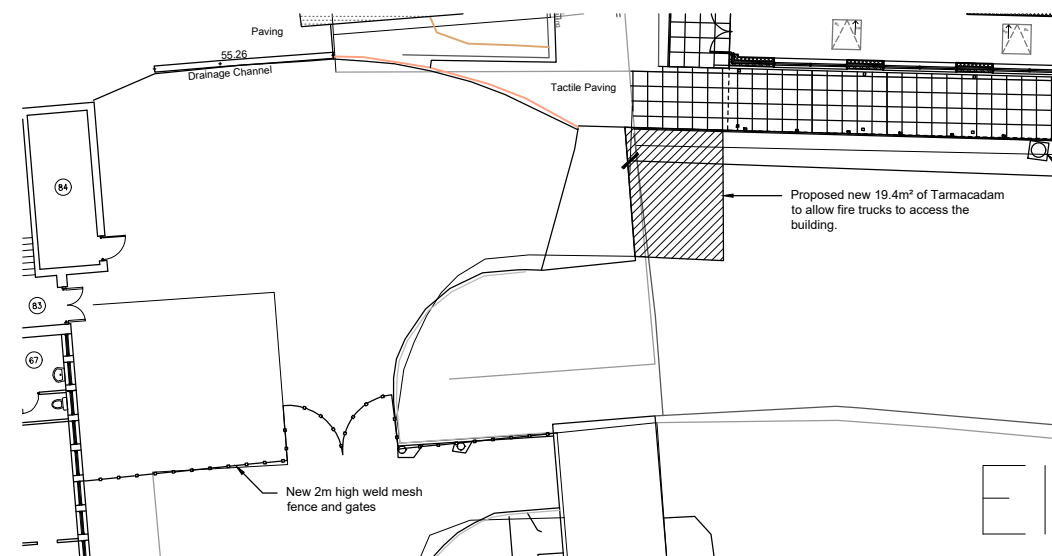
Proposed External Works

Scale 1:200



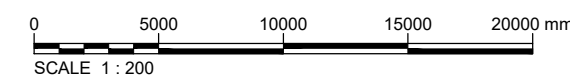
Detail 1 - Paving / Landscape Transition Detail

Scale 1:10



Proposed Weld Mesh Fencing and Gates

Scale 1:200



C1	Construction Issue	CLS 11/01/21	SAS 11/01/21	SAS 11/01/21
T1	Tender	CLS - 09/09/20	SAS - 09/09/20	SAS - 09/09/20
Ver.	Details	Author & Date	Checked & Date	Approved & Date



Mount View, Standard Way, Northallerton, North Yorkshire,
DL6 2YD Tel: 01609 797373

Client
North Yorkshire County Council

Project name
Malton School
New Classroom Block

Drawing Title
Proposed External Works

Purpose
Construction Issue

Scale	Drawn	Checked	Approved
1:10, 200	SAS	BJL	SAS
Original Size	Date	Date	Date
A2	17.10.19	17.10.19	17.10.19

Drawing Number
19024/A/030

Version
C1